

# College Illinois!<sup>®</sup> Prepaid Tuition Program

Actuarial Soundness Valuation Report as of  
June 30, 2022





October 5, 2022

Mr. Eric Zarnikow  
Executive Director  
Illinois Student Assistance Commission  
1755 Lake Cook Road  
Deerfield, Illinois 60015-5209

**Re: College Illinois!® Prepaid Tuition Program Actuarial Soundness Valuation as of June 30, 2022**

Dear Mr. Zarnikow:

In accordance with the request of the Illinois Student Assistance Commission ("ISAC"), Gabriel, Roeder, Smith & Company ("GRS") has performed an actuarial soundness valuation of the College Illinois!® Prepaid Tuition Program ("CIPTP") as of June 30, 2022. Although the term "actuarial soundness" is not specifically defined, the primary purpose of this actuarial valuation is to evaluate the financial status of the program as of June 30, 2022.

This report presents the principal results of the actuarial soundness valuation of the CIPTP including the following:

- A comparison of the actuarial present value of the obligations for prepaid tuition contracts purchased through June 30, 2022, with the value of the assets associated with the program as of that same date;
- An analysis of the factors which caused the deficit/surplus to change since the prior actuarial valuation;
- Sensitivity testing; and
- A summary of the actuarial assumptions and methods utilized in the actuarial calculations.

This report was prepared at the request of ISAC and is intended for use by ISAC and those designated or approved by ISAC. This report may be provided to parties other than ISAC only in its entirety and only with the permission of ISAC. This report should not be relied on for any purpose other than the purpose described above.

The actuarial soundness valuation results set forth in this report are based upon data and information furnished by ISAC, concerning program benefits, financial transactions and beneficiaries of the CIPTP. We reviewed this information for internal and year-to-year consistency, but did not audit the data. We are not responsible for the accuracy or completeness of the information provided by the Illinois Student Assistance Commission. Further, the data and information provided is through June 30, 2022, and does not reflect subsequent market volatility.

The actuarial soundness valuation results summarized in this report involve actuarial calculations that require assumptions about future events. Most of the actuarial assumptions (with the exception of the investment return assumption and the tuition and fee increase assumption) used in this valuation were based on an experience review for the period from July 1, 2011 to June 30, 2014, and were adopted for use commencing with the June 30, 2015 actuarial valuation.

With regard to the investment return assumption and the tuition and fee increase assumption, ISAC annually provides us with a detailed analysis of these two assumptions and prescribes the corresponding rates to use for the annual actuarial valuation. As such, these assumptions were provided by and are the responsibility of ISAC.

Based on information provided to us by ISAC, changes to the following two actuarial assumptions are effective beginning with this actuarial valuation as of June 30, 2022:

- The “select and ultimate” rate structure for the investment return assumption and related discount rate for liabilities was changed from an initial rate of 5.25 percent for fiscal year 2022 and grading down to the ultimate rate of 3.00 percent for fiscal years 2027 and after to an initial rate of 5.00 percent for fiscal year 2023 (compared to the expected rate of 4.80 percent under the previous assumption) and grading down to the ultimate rate of 3.00 percent for fiscal years 2029 and after.
- The tuition and fee increase assumption was decreased from 4.50 percent for all types of contracts to 4.25 percent for all types of contracts.

The College Illinois!® Prepaid Tuition Program stopped accepting new contracts as of the 2017/2018 enrollment period and is still not accepting new contracts for the 2022/2023 enrollment period. ISAC recently secured state funding that has significantly addressed the College Illinois!® Prepaid Tuition Program unfunded liability. There were two State appropriations from the State’s General Revenue Fund on behalf of fiscal year 2022 – one for \$20 million and a second appropriation of \$230 million that are reflected in this actuarial valuation as of June 30, 2022. (There was an additional State appropriation of \$30 million on behalf of fiscal year 2021.)

Considering the current asset allocation, current and future liquidity requirements and the fact that program enrollment is on hold, we believe the net investment rate of return assumption of 5.00 percent in fiscal year 2023 grading down to 3.00 percent in 2029, on a select and ultimate basis, is reasonable based on applicable Actuarial Standards of Practice.

Future actuarial measurements may differ significantly from the current measurements presented in this report due to such factors as the following: plan experience differing from that anticipated by the economic or demographic assumptions; changes in economic or demographic assumptions; and changes in plan provisions or applicable law. We have performed an analysis of the sensitivity of certain changes in future assumptions.



We believe that the actuarial methods and assumptions used in this report are reasonable and appropriate for the purpose for which they have been used. In addition, because it is not possible or practical to consider every possible contingency, we may use summary information, estimates or simplifications of calculations to facilitate the modeling of future events. We may also exclude factors or data that are deemed to be immaterial.

To the best of our knowledge, the information contained in this report is accurate and fairly presents the actuarial position of the College Illinois!® Prepaid Tuition Program as of June 30, 2022. All calculations have been made in conformity with generally accepted actuarial principles and practices commonly applicable to similar types of arrangements.

There are currently no Actuarial Standards of Practice which specifically relate to prepaid tuition plans. We have looked to the Actuarial Standards of Practice related to pensions for guidance due to their similar nature.

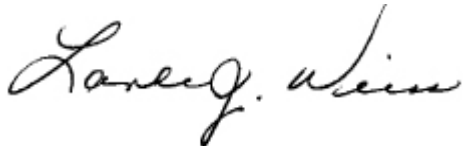
This report was prepared using our proprietary valuation model and related software which in our professional judgment has the capability to provide results that are consistent with the purposes of the valuation and has no material limitations or known weaknesses. We performed tests to ensure that the model reasonably represents that which is intended to be modeled. We are relying on the GRS actuaries and Internal Software, Training, and Processes Team who developed and maintain the model.

This report reflects the impact of COVID-19 through June 30, 2022. However, this report does not reflect the longer term and still developing future impact of COVID-19, which is likely to further influence demographic experience and economic expectations. We will continue to monitor these developments and their impact.

Lance J. Weiss and Amy Williams are Members of the American Academy of Actuaries (MAAA) and meet the Qualification Standards of the American Academy of Actuaries to render the actuarial opinion herein.

Lance J. Weiss and Amy Williams are independent of ISAC.

Respectfully submitted,



Lance J. Weiss, EA, MAAA, FCA  
Senior Consultant and Team Leader



Amy Williams, ASA, MAAA, FCA  
Senior Consultant



# Table of Contents

---

	<u>Page</u>
<b>Section A</b>	Executive Summary
	Summary of Results ..... 1-3
	Discussion..... 4-7
<b>Section B</b>	Actuarial Soundness Valuation Results
	Exhibit I – Principal Actuarial Soundness Valuation Results ..... 1-2
	Exhibit II – (Gain)/Loss Summary ..... 3
	Exhibit III – (Gain)/Loss History ..... 4
	Exhibit IV – Sensitivity Testing Results..... 5-6
<b>Section C</b>	Fund Assets
	Statement of Plan Net Assets ..... 1
	Allocation of Assets by Category at June 30, 2022 ..... 2
	Reconciliation of Market Value of Plan Assets ..... 3
<b>Section D</b>	Participant Data ..... 1-6
<b>Section E</b>	Actuarial Valuation Methods and Assumptions ..... 1-6
<b>Section F</b>	Plan Provisions ..... 1-3

## **SECTION A**

---

### **EXECUTIVE SUMMARY**

# Summary of Results

## Principal Actuarial Soundness Valuation Results

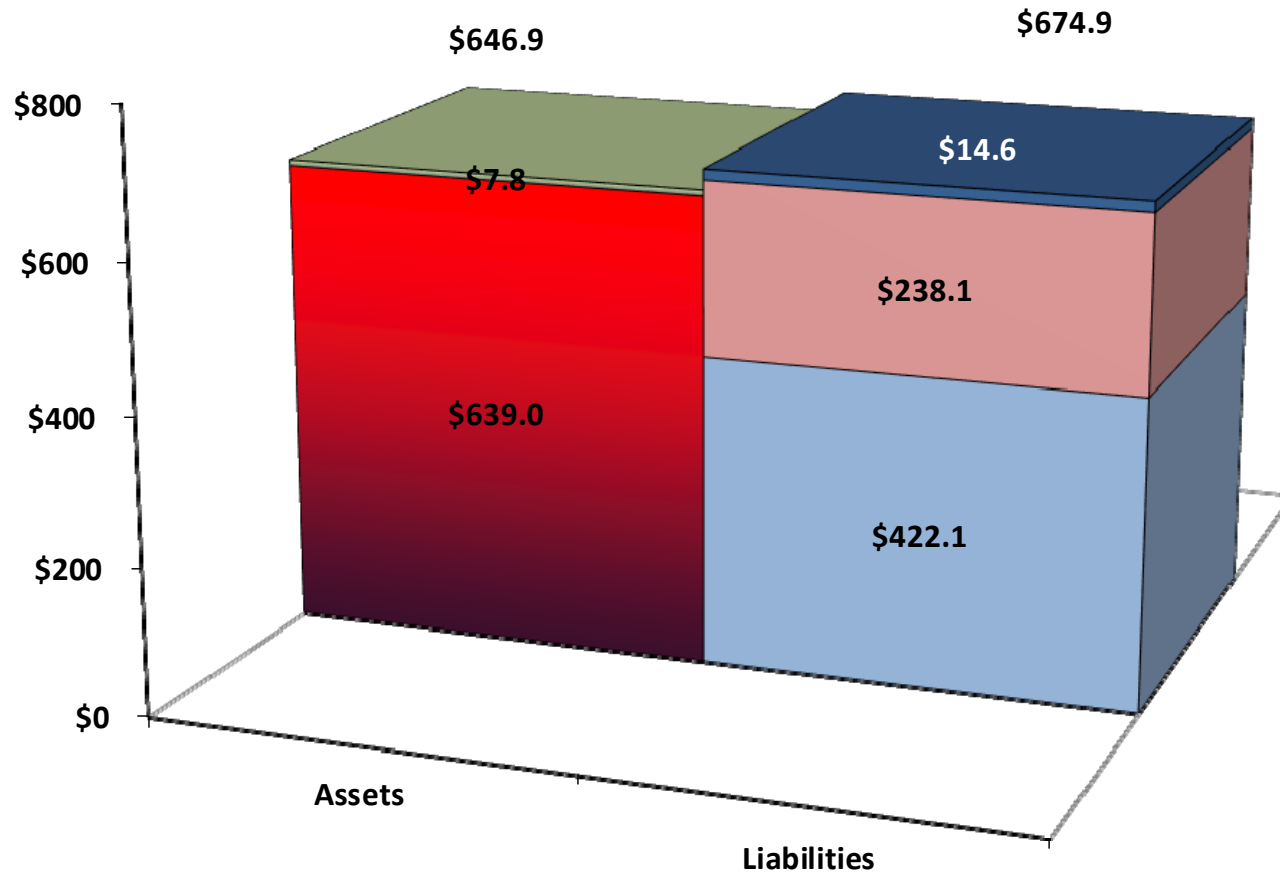
Valuation Date:	June 30, 2022	June 30, 2021
Membership Summary:		
Counts		
Not Yet Matriculating	10,837	13,164
Matriculating <sup>a</sup>	10,838	11,617
Total	21,675	24,781
Average years until Enrollment if Not Yet Matriculating	2.6	2.8
Assets <sup>b</sup>		
· Actuarial Value of Assets (AVA)	\$646,854,088	\$571,117,732
· Estimated Return	-8.0%	17.3%
Actuarial Liabilities (Present Value of Future Tuition Payments, Fees and Administrative Expenses)	\$674,860,201	\$809,398,995
Deficit/(Surplus)	\$28,006,113	\$238,281,263
Funded Ratio	95.9%	70.6%

<sup>a</sup> Counts include 4,012 contracts in 2022 and 5,483 contracts in 2021 that are classified as "Matriculating" but have used less than 10 credits within the past year.

<sup>b</sup> Asset values include present value of expected future contract payments from current contract holders.

## Summary of Assets and Liabilities as of June 30, 2022

### \$ in Millions



ASSETS	LIABILITIES
Market Value of Assets	PV Benefits Not Yet Matriculating
PV Future Contributions	PV Benefits Matriculating
	PV Administrative Fees

*Numbers may not add due to rounding.*



## Summary of Results

### Funded Status as of June 30, 2022

	June 30, 2022
<b>Actuarial Present Value of Future Tuition Payments, Fees and Expenses</b>	<b>\$674,860,201</b>
<b>Actuarial Value of Assets (Including the Present Value of Installment Contract Receivables)</b>	<b>\$646,854,088</b>
<b>Deficit/(Surplus) as of June 30, 2022</b>	<b>\$28,006,113</b>

### Gain/Loss Summary

	Deficit/(Surplus)
Value at June 30, 2021	\$ 238,281,263
Expected Value at June 30, 2022	\$ 250,791,030
(Gain)/Loss Due to:	
Investment Experience	\$ 76,345,371
Due from Other State Funds	(250,000,000)
Change in Assumptions and Methods	(11,965,512)
Tuition/Fee Inflation	(26,830,449)
Other Demographic Experience*	(10,334,327)
<b>Total</b>	<b>\$ (222,784,917)</b>
Actual Value at June 30, 2022	\$ 28,006,113

\* *Other Demographic Experience includes deviations in actual contract beneficiary experience from our assumptions related to rates of enrollment and utilization of benefits and contract terminations and refunds. Also includes changes in expected future administrative expenses compared to projections from the previous actuarial valuation.*

*The change in assumptions and methods includes the change in the investment return assumption, the change in the tuition and fee increase assumption and the impact on the liabilities of the ultimate investment return assumption being first used in fiscal year 2029 compared to fiscal year 2027*

*Additional Details on the development of the Expected Value at June 30, 2022, can be found on page B-3.*

# Discussion

---

## Actuarial Soundness Valuation

Gabriel, Roeder, Smith & Company (“GRS”) has performed an actuarial soundness valuation of the College Illinois!® Prepaid Tuition Program (“CIPTP”) as of June 30, 2022.

The primary purposes of the actuarial soundness valuation are to:

- Determine the actuarial present value of the obligations for prepaid tuition contracts purchased through June 30, 2022, and compare such liabilities with the value of the assets associated with the program as of that same date;
- Illustrate results under sensitivity scenarios; and
- Analyze the factors which caused the deficit/surplus to change since the prior actuarial valuation.

This report summarizes those results and also illustrates the sensitivity of the deficit/surplus to changes in the rate of tuition and fee increases as well as the rate of investment return on assets.

In addition, the report provides summaries of the contract beneficiary data, financial data, plan provisions and actuarial assumptions and methods.

## Background

Legislation authorizing ISAC to administer an Illinois Prepaid Tuition Program was passed in November 1997. The purpose of the program is to provide Illinois families with an affordable tax-advantaged method to pay for college. CIPTP has been open to all Illinois residents and non-Illinois residents purchasing contracts for Illinois-resident beneficiaries. CIPTP contracts allow participants to prepay the cost of tuition and mandatory fees at Illinois public universities and community colleges at expected projected costs.

Benefits of the program can also be used at private and out-of-state colleges and universities. Contracts can be purchased in a lump sum or in installments. As a Section 529 plan, CIPTP earnings are exempt from state and federal income taxes.

The first CIPTP contracts were offered for sale in 1998. As of June 30, 2022, the CIPTP had 21,675 contracts included in the actuarial valuation.

The College Illinois!® Prepaid Tuition Program stopped accepting new contracts as of the 2017/2018 enrollment period and is still not accepting new contracts for the 2022/2023 enrollment period. ISAC recently secured state funding that has significantly addressed the College Illinois!® Prepaid Tuition Program unfunded liability. There were two State appropriations from the State’s General Revenue Fund on behalf of fiscal year 2022 – one for \$20 million and a second appropriation of \$230 million that are reflected in this actuarial valuation as of June 30, 2022. (There was an additional State appropriation of \$30 million on behalf of fiscal year 2021.)

# Discussion

---

## Actuarial Assumptions

The actuarial soundness valuation results summarized in this report involve actuarial calculations that require assumptions about future events. Most of the actuarial assumptions (with the exception of the investment return assumption and the tuition and fee increase assumption) used in this valuation were based on an experience review for the period from July 1, 2011 to June 30, 2014, and were adopted for use commencing with the June 30, 2015 actuarial valuation.

With regard to the investment return assumption and the tuition and fee increase assumption, ISAC annual provides us with a detailed analysis of these two assumptions and prescribes the corresponding rates to use for the annual actuarial valuation. As such, these assumptions were provided by and are the responsibility of ISAC.

## Changes in Actuarial Assumptions since Prior Valuation

The net investment return assumption under the “select and ultimate” rate structure was changed from an initial rate of 5.25 percent for fiscal year 2022 grading down to the ultimate rate of 3.00 percent in fiscal years on and after 2027 (in 0.450 percent annual increments) to an initial rate of 5.00 percent for fiscal year 2023 grading down to the ultimate rate of 3.00 percent in fiscal years on and after 2029 (in 0.333 percent annual increments).

Considering the current asset allocation, current and future liquidity requirements, and the fact that the program enrollment is on hold (and has been since the 2017/2018 enrollment period), we believe the net select and ultimate investment rate of return assumption being used in the June 30, 2022 actuarial soundness valuation is reasonable, based on applicable Actuarial Standards of Practice.

In addition, the tuition and fee increase assumption was decreased from 4.50 percent for all contract types to 4.25 percent for all contract types.

Future actuarial measurements may differ significantly from the current measurements presented in this report due to such factors as the following: plan experience differing from that anticipated by the economic or demographic assumptions; changes in economic or demographic assumptions; and changes in plan provisions or applicable law. We have performed an analysis of the sensitivity of certain changes in assumptions.

## Financial Status of Program as of June 30, 2022

As of June 30, 2022, the present value of all future tuition obligations under contracts outstanding (and including future administrative expenses) is \$674,860,201. The value of fund assets as of June 30, 2022, including the market value of program assets and the present value of installment contract receivables, is \$646,854,088. The value of fund assets as of June 30, 2022 includes the \$250 million fiscal year 2022 State appropriation from the General Revenue Fund.

The difference between the present value of future tuition obligations and the value of assets as of June 30, 2022, represents a program deficit of \$28,006,113. The comparable program deficit as of the last actuarial soundness valuation as of June 30, 2021, was \$238,281,263. This represents a decrease in the deficit of \$210,275,150.



# Discussion

---

## Gain/Loss Analysis

As described above, the program deficit decreased from \$238.3 million as of June 30, 2021, to \$28.0 million as of June 30, 2022. Based on the actuarial assumptions used during the June 30, 2021 actuarial soundness valuation and actual tuition payments, refunds and fees, the deficit was expected to increase to \$250.8 million. The primary factor which caused the deficit to decrease by \$222.8 million compared to the expected deficit was the \$250 million State appropriation from the General Revenue Fund during fiscal year 2022. In addition to the additional State appropriation, the program deficit decreased due to (1) assumption changes including the decrease to the tuition and fee increase assumption and the change in the investment return assumption, (2) tuition and fee increases that were less than expected (increases that were lower than the assumption of 4.50 percent used in the last actuarial valuation) and (3) other demographic experience (which includes deviations in actual contract beneficiary experience from our assumptions related to rates of enrollment and utilization of benefits and contract terminations and refunds and lower projected future administrative expenses compared to the previous actuarial valuation). These gains were offset by a loss due to actual investment returns that were less than expected (an actual rate of return less than the assumption of 5.25 percent used in the last actuarial valuation).

The funded ratio increased from 70.6 percent as of June 30, 2021, to 95.9 percent as of June 30, 2022.

## Benefit Provisions

The basic terms and conditions of the College Illinois!® Prepaid Tuition Program (the “Program”) are included in the Illinois Prepaid Tuition Act, 110 ILCS 979 (the “Act”) and ISAC Administrative Rules (23 Ill. Adm. Code 2775, et. seq.) (“ISAC Rules”).

We understand there were no changes in the program provisions since the last actuarial soundness valuation as of June 30, 2021.

## Assets

CIPTP assets are held in trust. ISAC provided the asset information used in the June 30, 2022 actuarial valuation.

This report contains several exhibits summarizing the plan’s assets, including a summary of the market value of assets broken down by asset category and a reconciliation of the assets from the last actuarial valuation date to the current actuarial valuation date. The approximate return on market value of assets was -8.0 percent for the year ended June 30, 2022.

Commencing with the June 30, 2015 actuarial soundness valuation, the actuarial value of assets is equal to the market value of assets plus the present value of expected future contract payments from current contract holders.

# Discussion

---

## Contracts Sold by Enrollment Year

The chart on page D-1 illustrates the number of contracts sold by enrollment year.

- The average annual number of contracts sold beginning with the enrollment period 1999/2000 and ending with the enrollment period 2009/2010 was 5,235.
- The average annual number of contracts sold during the last seven-year period 2010/2011 to 2016/2017 was 559 including 2011/2012 when the plan was not open for new contract sales.
- The average annual number of contracts sold during the last seven-year period 2010/2011 to 2016/2017 was 652 excluding 2011/2012 when the plan was not open for new contract sales.
- Program enrollment was placed on hold commencing with the 2017/2018 enrollment period and continues to be on hold. Therefore, there were zero contracts sold during the 2017/2018, the 2018/2019, 2019/2020, 2020/2021, and the 2021/2022 enrollment periods.

## Projected Results

The College Illinois!® Prepaid Tuition Program stopped accepting new contracts as of the 2017/2018 enrollment period and is still not accepting new contracts for the 2022/2023 enrollment period. While the closing of the CIPTP has not occurred, we have completed a projection assuming that the program continues to operate but with no new contract sales after June 30, 2022. Based on an investment return assumption that grades down from 5.00 percent for the 2023 fiscal year to 3.00 percent for the 2029 fiscal year, current Trust assets including future payments from current contract holders, and future investment income are projected to be insufficient by the year 2033 to make the required tuition payments and additional funds will be required in fiscal year 2033 to maintain solvency. The results of this “closed group” projection are included in a separate report.

Future actuarial measurements may differ significantly from the measurements presented in this projection due to such factors as the following: plan experience differing from that anticipated by the economic or demographic assumptions; changes in economic or demographic assumptions; and changes in plan provisions or applicable law.

## Disclosure

This report is not a recommendation to anyone to participate or not participate in the CIPTP. GRS makes no representations or warranties to any person participating in or considering future participation in the CIPTP.

## **SECTION B**

---

### **ACTUARIAL SOUNDNESS VALUATION RESULTS**

## Exhibit I

### Principal Actuarial Soundness Valuation Results

Valuation Date:	June 30, 2022	June 30, 2021
1. Number of Members		
a. Not Yet Matriculating:	10,837	13,164
b. Matriculating <sup>a</sup> :	10,838	11,617
c. Total	21,675	24,781
Average Years until Enrollment if Not Yet Matriculating	2.6	2.8
2. Assets		
a. Market Value of Assets (in Trust)	\$ 639,028,685	\$ 559,303,255
b. PV Future Member Contributions	7,825,403	11,814,477
c. Total Actuarial Value of Assets (AVA) (2a + 2b)	\$ 646,854,088	\$ 571,117,732
3. Actuarial Results		
Liabilities		
a. Not yet Matriculating - Tuition and Fees	\$ 422,118,300	\$ 524,971,041
b. Matriculating - Tuition and Fees	238,125,023	261,296,790
c. Present Value of Future Administrative Expenses	14,616,878	23,131,164
d. Total	\$ 674,860,201	\$ 809,398,995
Unfunded Liability	\$ 28,006,113	\$ 238,281,263
Funded Ratio	95.9%	70.6%

<sup>a</sup> Counts include 4,012 contracts in 2022 and 5,483 contracts in 2021 that are classified as "Matriculating" but have used a minimal amount of credits within the past year.

## Exhibit I (Continued)

### Principal Actuarial Soundness Valuation Results

Valuation Date:	June 30, 2022	June 30, 2021
1. Assets		
a. Market Value of Assets (in Trust)	\$ 639,028,685	\$ 559,303,255
b. PV Future Member Contributions (Short Term) <sup>a</sup>	2,492,367	3,774,429
c. PV Future Member Contributions (Long Term) <sup>b</sup>	5,333,036	8,040,048
d. Total Market Value of Assets (MVA)	\$ 646,854,088	\$ 571,117,732
2. Actuarial Present Value of Tuition, Fees and Admin Expenses		
a. Short Term <sup>a</sup>	\$ 122,860,544	\$ 129,464,512
b. Long Term <sup>b</sup>	551,999,657	679,934,483
c. Total	\$ 674,860,201	\$ 809,398,995
Unfunded Liability (Surplus)	\$ 28,006,113	\$ 238,281,263
Funded Ratio	95.9%	70.6%

<sup>a</sup> Present value of amounts in following year.

<sup>b</sup> Present value of amounts after first year.



## Exhibit II (Gain)/Loss Summary

	Present Value of Benefits	Plan Assets <sup>a</sup>	Deficit/(Surplus)
1. Values at June 30, 2021	\$ 809,398,995	\$ 571,117,732	\$ 238,281,263
2. Actual Tuition Payments, Refunds and Administrative Expenses	\$ (125,161,928)	\$ (125,161,928)	\$ -
3. Interest on 1. and 2. at 5.25%	\$ 39,249,973	\$ 26,740,206	\$ 12,509,767
4. New Contracts	\$ -	\$ -	\$ -
5. Projected Values at June 30, 2022 (1. + 2. + 3. + 4.)	\$ 723,487,040	\$ 472,696,010	\$ 250,791,030
6. (Gain)/Loss Due to:			
Investment Experience	\$ -	\$ 76,345,371	\$ 76,345,371
Due from Other State Funds	-	(250,000,000)	(250,000,000)
Change in Assumptions and Methods	(12,027,955)	62,443	(11,965,512)
Tuition/Fee Inflation	(26,830,449)	-	(26,830,449)
Other Demographic Experience <sup>b</sup>	(9,768,435)	(565,892)	(10,334,327)
Total	\$ (48,626,839)	\$ (174,158,078)	\$ (222,784,917)
7. Actual Values at June 30, 2022 (5. + 6.)	\$ 674,860,201	\$ 646,854,088	\$ 28,006,113

<sup>a</sup> Equals the sum of the market value of trust assets plus the present value of expected future contract payments from current contract holders. Actual values at June 30, 2022, are equal to (5.-6.) which is the projected value minus the (gain)/loss total.

<sup>b</sup> Other Demographic Experience includes deviations in actual contract beneficiary experience from the assumptions related to rates of enrollment and utilization of benefits and contract terminations and refunds. Also includes changes in expected future administrative expenses compared to projections from the previous actuarial valuation. Other Demographic Experience for Plan Assets is the change in the present value of expected future contract payments from current contract holders.

## Exhibit III (Gain)/Loss History

	June 30, 2018	June 30, 2019	June 30, 2020	June 30, 2021	June 30, 2022	Total 5-Year Change
Unfunded Liability at Prior Valuation Date	\$ 320,237,004	\$ 307,711,673	\$ 317,491,361	\$ 340,312,560	\$ 238,281,263	
Projected Unfunded Liability at Valuation Date	\$ 341,052,409	\$ 326,943,653	\$ 336,540,843	\$ 359,880,533	\$ 250,791,030	
(Gain)/Loss Due to:						
Investment Experience	\$ 7,573,155	\$ 15,885,182	\$ 29,831,698	\$ (58,571,581)	\$ 76,345,371	\$ 71,063,825
Due from Other State Funds	-	-	-	(30,000,000)	(250,000,000)	(280,000,000)
Change in Assumptions	(4,384,888)	(4,317,928)	2,020,837	(5,170,637)	(11,965,512)	(23,818,128)
Tuition/Fee Inflation	(25,580,322)	(16,543,198)	(17,329,898)	(26,860,166)	(26,830,449)	(113,144,033)
Other Demographic Experience	(10,948,681)	(4,476,348)	(10,750,920)	(996,886)	(10,334,327)	(37,507,162)
Total	\$ (33,340,736)	\$ (9,452,292)	\$ 3,771,717	\$ (121,599,270)	\$ (222,784,917)	\$ (383,405,498)
Unfunded Liability at Valuation Date	\$ 307,711,673	\$ 317,491,361	\$ 340,312,560	\$ 238,281,263	\$ 28,006,113	

Following is a summary of the investment return assumption and tuition and fee increase assumption used in each of the past six actuarial valuations.

**Valuation Date**

- June 30, 2017* A select and ultimate rate structure of an initial rate of 6.50 percent for fiscal year 2018, grading down in annual increments of 0.393 percent to the ultimate rate of 3.75 percent in fiscal years on and after 2025. A flat 5.00 percent tuition and fee increase assumption for all future years.
- June 30, 2018* A select and ultimate rate structure of an initial rate of 6.25 percent for fiscal year 2019, grading down in annual increments of 0.357 percent to the ultimate rate of 3.75 percent in fiscal years on and after 2026. A flat 5.00 percent tuition and fee increase assumption for all future years.
- June 30, 2019* A select and ultimate rate structure of an initial rate of 6.00 percent for fiscal year 2020, grading down in annual increments of 0.417 percent to the ultimate rate of 3.50 percent in fiscal years on and after 2026. A flat 4.75 percent tuition and fee increase assumption for all future years.
- June 30, 2020* A select and ultimate rate structure of an initial rate of 5.75 percent for fiscal year 2021, grading down in annual increments of 0.563 percent to the ultimate rate of 3.50 percent in fiscal years on and after 2025. A flat 4.75 percent tuition and fee increase assumption for all future years.
- June 30, 2021* A select and ultimate rate structure of an initial rate of 5.25 percent for fiscal year 2022, grading down in annual increments of 0.450 percent to the ultimate rate of 3.00 percent in fiscal years on and after 2027. A flat 4.50 percent tuition and fee increase assumption for all future years.
- June 30, 2022* A select and ultimate rate structure of an initial rate of 5.00 percent for fiscal year 2023, grading down in annual increments of 0.333 percent to the ultimate rate of 3.00 percent in fiscal years on and after 2029. A flat 4.25 percent tuition and fee increase assumption for all future years.



## Exhibit IV

# Sensitivity Testing Results

---

The actuarial assumptions regarding future increases in tuition costs and fees and the future rate of investment return were provided to us by ISAC. In our opinion, the actuarial assumptions provided to us are reasonable for the purpose of the measurement. However, no one really knows what the future holds with respect to economic conditions and other contingencies. For example, while it is assumed that the assets of the fund will earn 5.00 percent in Fiscal Year 2023 graded down in yearly increments to 3.00 percent on and after Fiscal Year 2029, actual returns are expected to vary from year to year. Therefore, we have projected CIPTP results under the following alternative assumptions for future investment income, tuition increases and fee increases.

1. Tuition increases are 100 basis points higher/lower (5.25%/3.25% compared to 4.25%) in each future year than assumed in the baseline valuation (measurement of soundness).
2. Fee increases are 100 basis points higher/lower (5.25%/3.25% compared to 4.25%) in each future year than assumed in the baseline valuation (measurement of soundness).
3. The investment return is 50 basis points higher/lower (5.50% initial and 3.50% ultimate/4.50% initial and 2.50% ultimate compared to 5.00% initial and 3.00% ultimate) in each future year than assumed in the baseline valuation (measurement of soundness).

The impact of each of these scenarios on the principal actuarial soundness valuation results is presented on the following page.

## Exhibit IV

### Sensitivity Testing Results

#### \$ in Millions

	Current Valuation Assumptions	Assumed Tuition Increases 100 Basis Points	Assumed Tuition Decreases 100 Basis Points	Assumed Fee Increases 100 Basis Points	Assumed Fee Decreases 100 Basis Points	Assumed Investment Return Increases 50 Basis Points	Assumed Investment Return Decreases 50 Basis Points
<b>1. Assets</b>							
a. Market Value of Assets (in Trust)	\$639.0	\$639.0	\$639.0	\$639.0	\$639.0	\$639.0	\$639.0
b. PV Future Member Contributions	7.8	7.8	7.8	7.8	7.8	7.7	7.9
c. Total Actuarial Value of Assets (AVA) (2a + 2b)	\$646.8	\$646.8	\$646.8	\$646.8	\$646.8	\$646.7	\$646.9
<b>2. Actuarial Results</b>							
<b>Liabilities</b>							
a. Not yet Matriculating - Tuition and Fees	\$422.1	\$430.8	\$413.9	\$426.8	\$417.7	\$411.9	\$432.7
b. Matriculating - Tuition and Fees	238.1	239.7	236.5	238.9	237.2	235.9	240.4
c. Present Value of Future Administrative Expenses	14.6	14.6	14.6	14.6	14.6	14.4	14.9
d. Total	\$674.8	\$685.1	\$665.0	\$680.3	\$669.5	\$662.2	\$688.0
Unfunded Liability	\$28.0	\$38.3	\$18.2	\$33.5	\$22.7	\$15.5	\$41.1
Funded Ratio	95.9%	94.4%	97.3%	95.1%	96.6%	97.7%	94.0%
Depletion Year	2033	2032	2034	2033	2033	2034	2032
<b>Difference from Current Assumptions</b>							
Unfunded Liability	\$0.0	\$10.3	-\$9.8	\$5.5	-\$5.3	-\$12.5	\$13.1
Funded Ratio	0.0%	-1.5%	1.4%	-0.8%	0.7%	1.8%	-1.9%



**SECTION C**

---

**FUND ASSETS**

## Statement of Plan Net Assets (Assets at Market or Fair Value)

---

### College Illinois!® Prepaid Tuition Program

#### Statement of Plan Net Assets

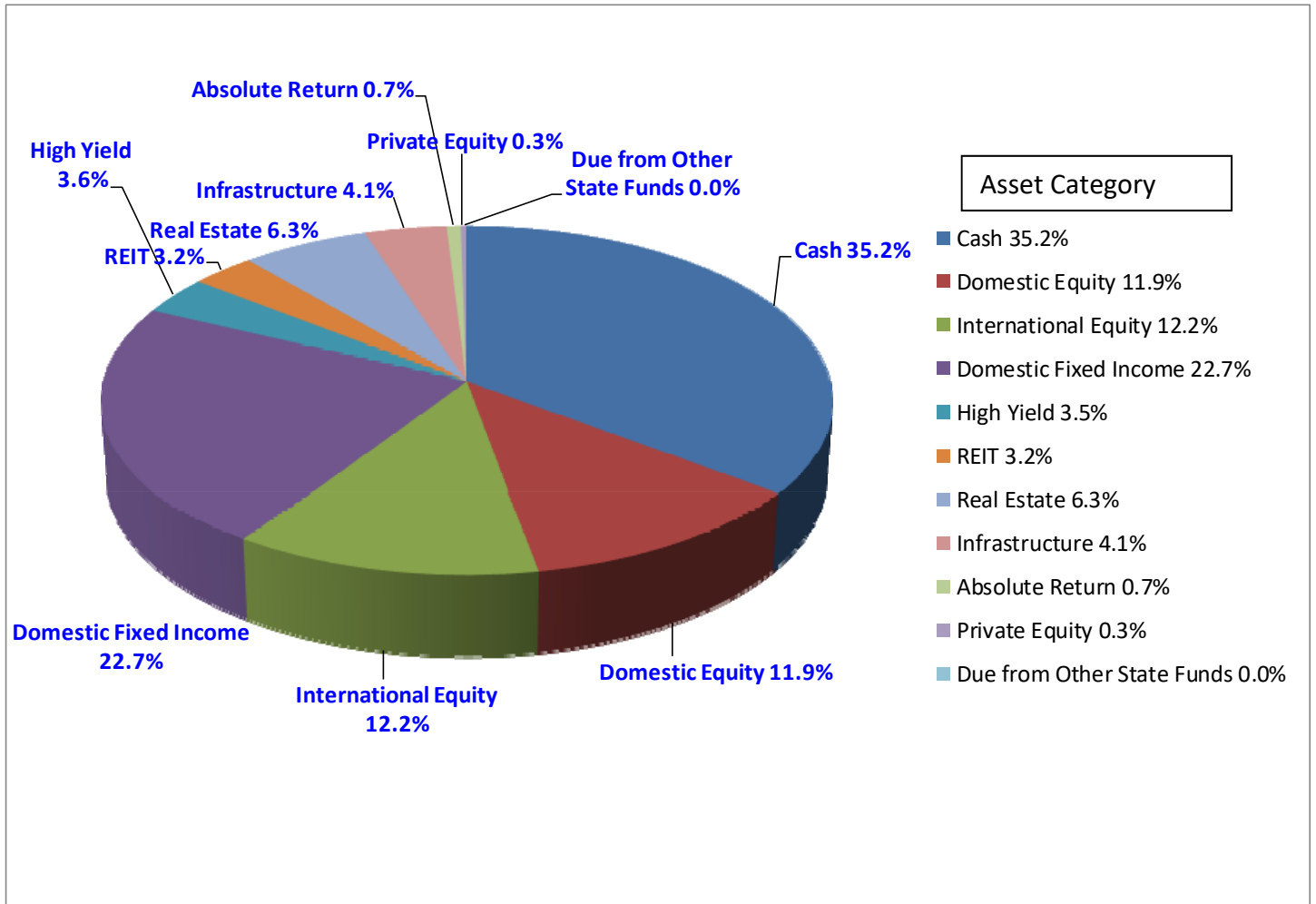
Year ended June 30, 2022

		% of Total
Cash	\$ 225,174,776	35.2%
Investments		
Domestic Equity	\$ 76,148,000	11.9%
International Equity	78,037,193	12.2%
Domestic Fixed Income	144,743,151	22.7%
High Yield	22,540,252	3.5%
REIT	20,189,499	3.2%
Real Estate	40,154,233	6.3%
Infrastructure	25,898,525	4.1%
Absolute Return	4,434,340	0.7%
Private Equity	1,708,717	0.3%
Total Investments	\$ 413,853,909	64.8%
Due from Other State Funds	\$ -	0.0%
Total Assets	\$ 639,028,685	100.0%

*Numbers may not add due to rounding.*



# Allocation of Assets at June 30, 2022



## Reconciliation of Market Value of Plan Assets

---

**College Illinois!® Prepaid Tuition Program**  
**Statement of Changes in Plan Net Assets**  
**Twelve-Month Period ended June 30, 2022**

Beginning of Period		7/1/2021	
End of Period		6/30/2022	
 Additions:			
Contributions Received and Contract Fees	\$	4,983,636	
Gross investment income		10,971,641	
Realized/Unrealized investment gains/(losses)		(59,890,511)	
Due from Other State Funds		250,000,000	
Total Additions	\$	206,064,766	
 Deductions:			
Tuition payments	\$	100,770,187	
Refunds to Purchasers		21,729,340	
Investment expenses & advisory fees		1,177,409	
Administrative expenses		2,662,400	
Total Deductions	\$	126,339,336	
Net increase/(decrease)	\$	79,725,430	
 Market Value of Assets:			
Beginning of period	\$	559,303,255	
End of period (6/30/2022)	\$	639,028,685	
Present Value of Future Contributions by Current Contract Holders		7,825,403	
Market Value of Total Fund Assets as of June 30, 2022	\$	646,854,088	



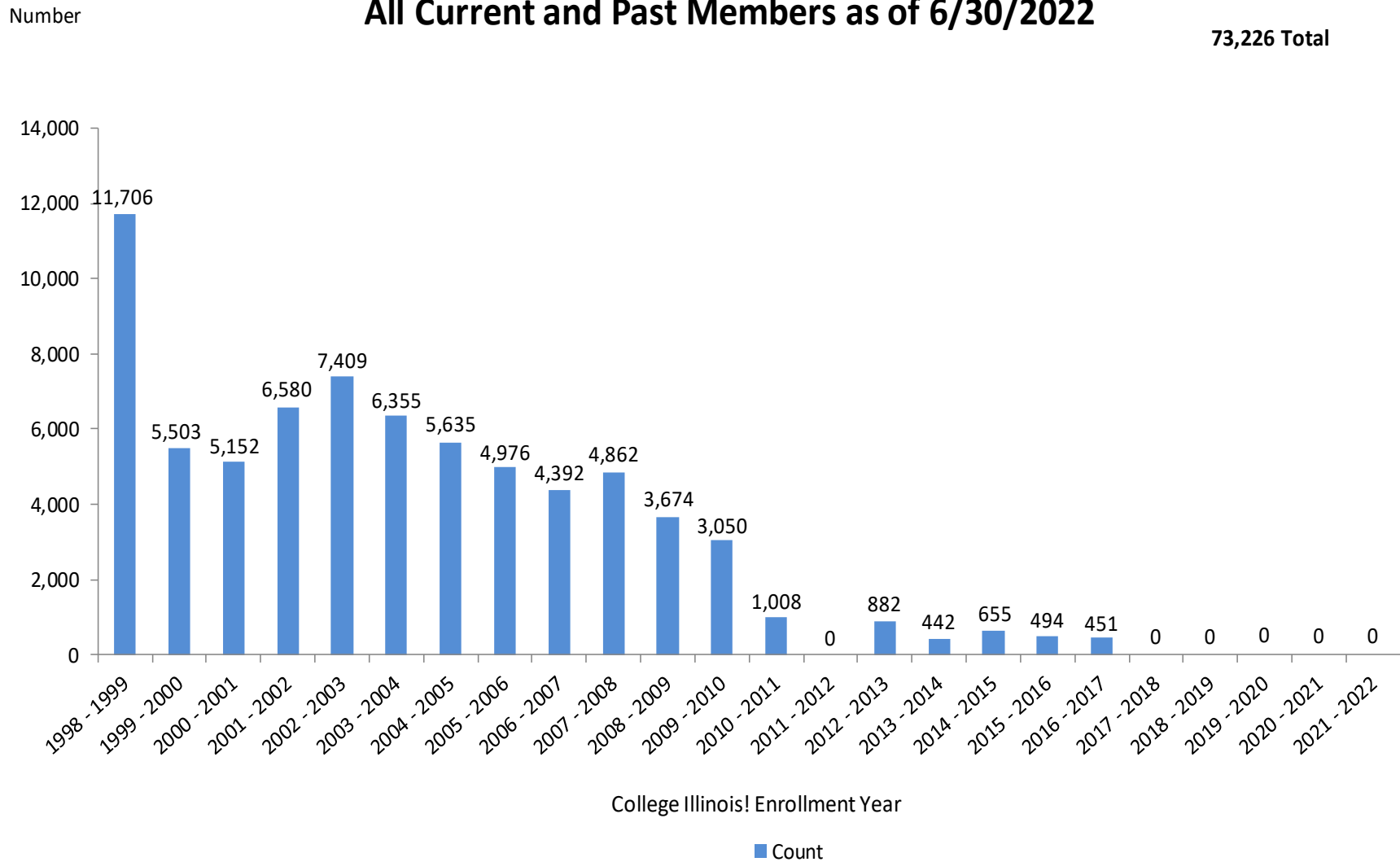
## **SECTION D**

---

### **PARTICIPANT DATA**

## College Illinois!® Prepaid Tuition Program Contract Counts by Enrollment Year All Current and Past Members as of 6/30/2022

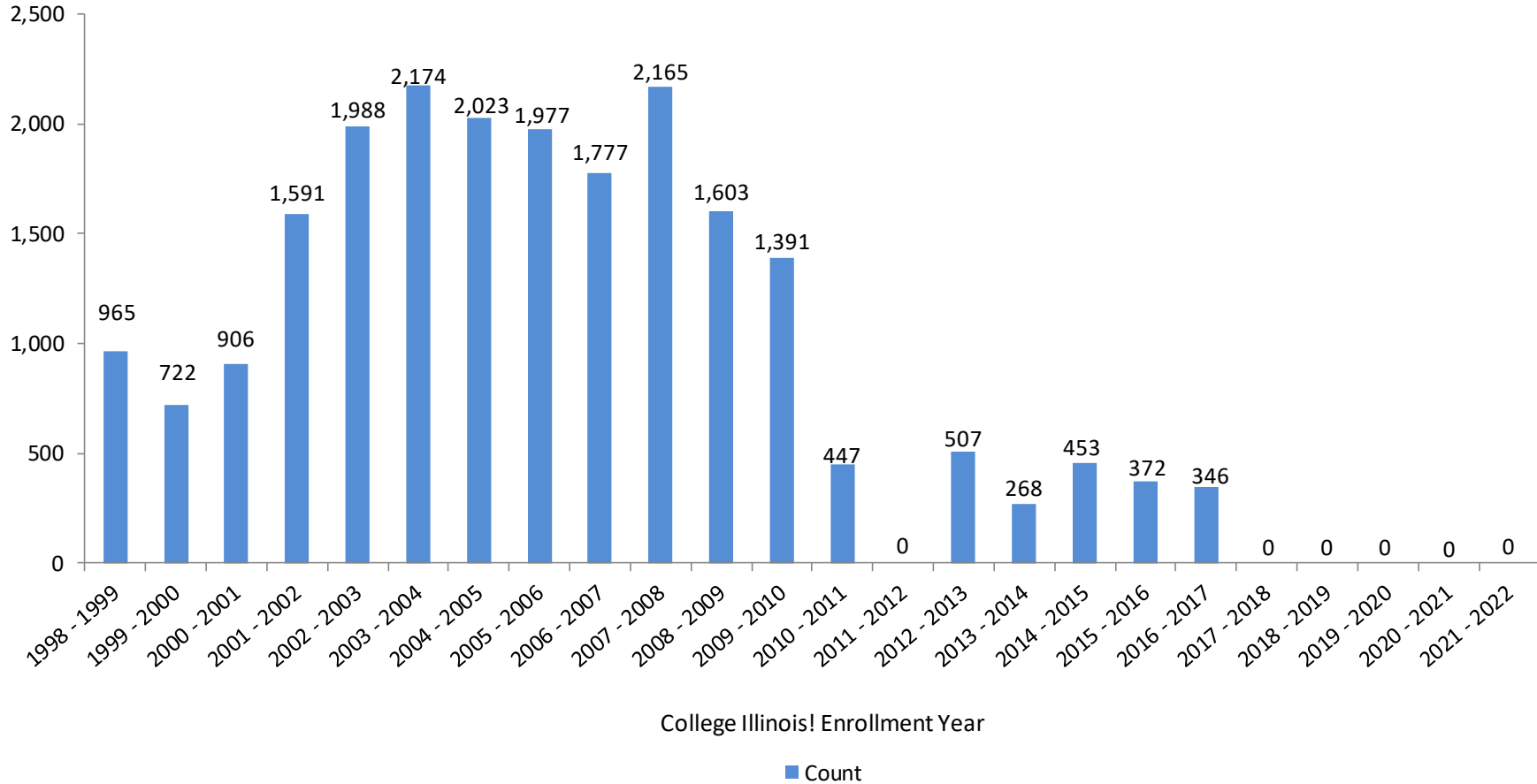
73,226 Total



## College Illinois!® Prepaid Tuition Program Contract Counts by Enrollment Year Current Members as of 6/30/2022

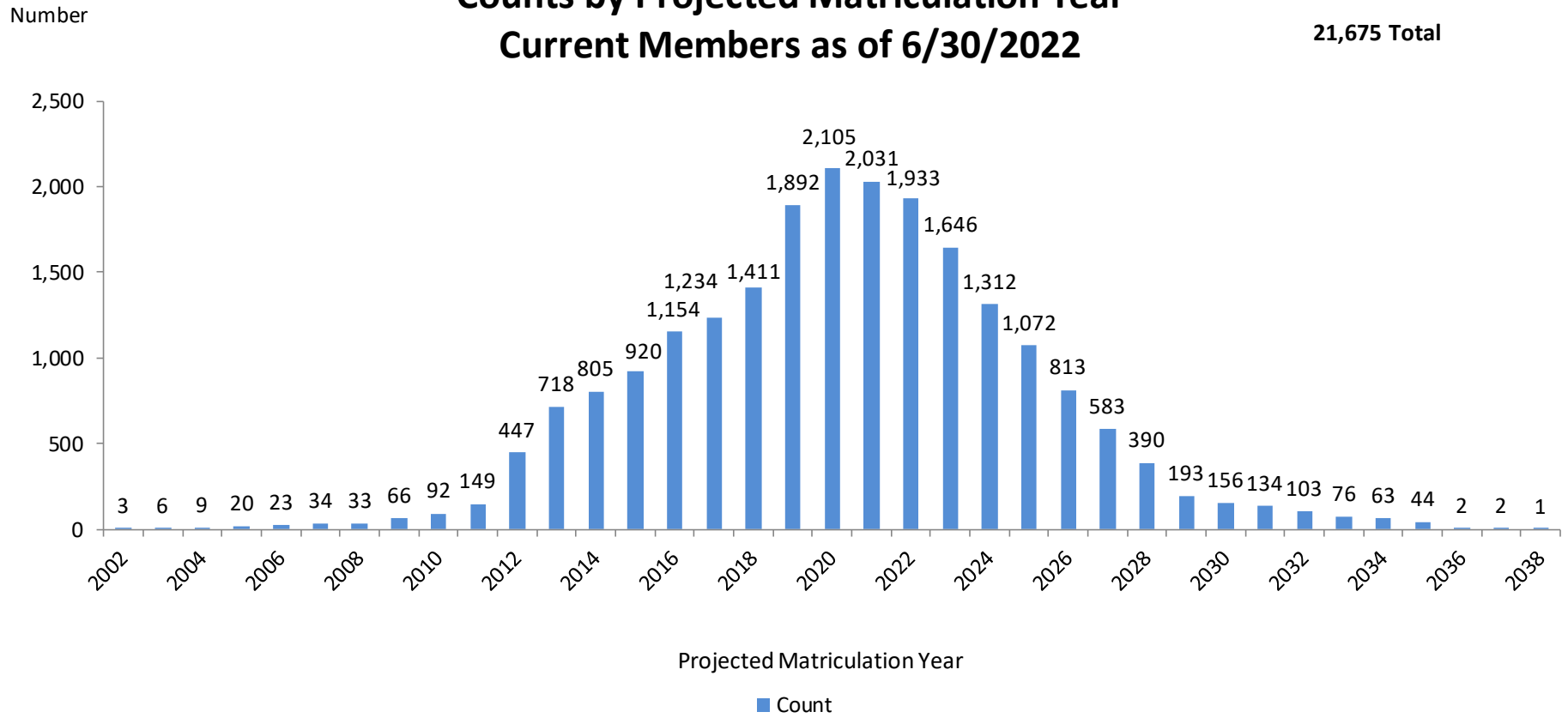
**21,675 Total**

Number



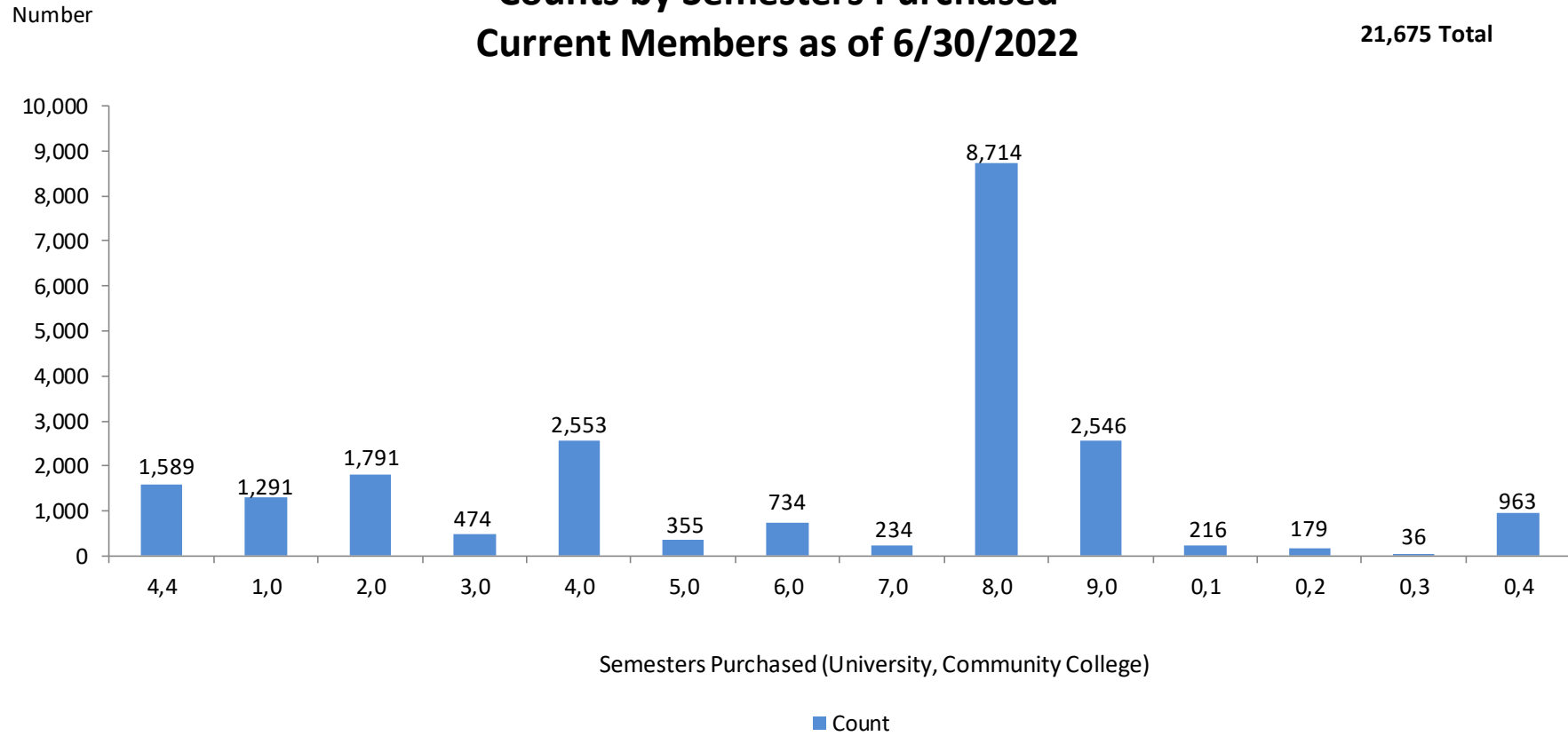
## College Illinois!® Prepaid Tuition Program Counts by Projected Matriculation Year Current Members as of 6/30/2022

21,675 Total

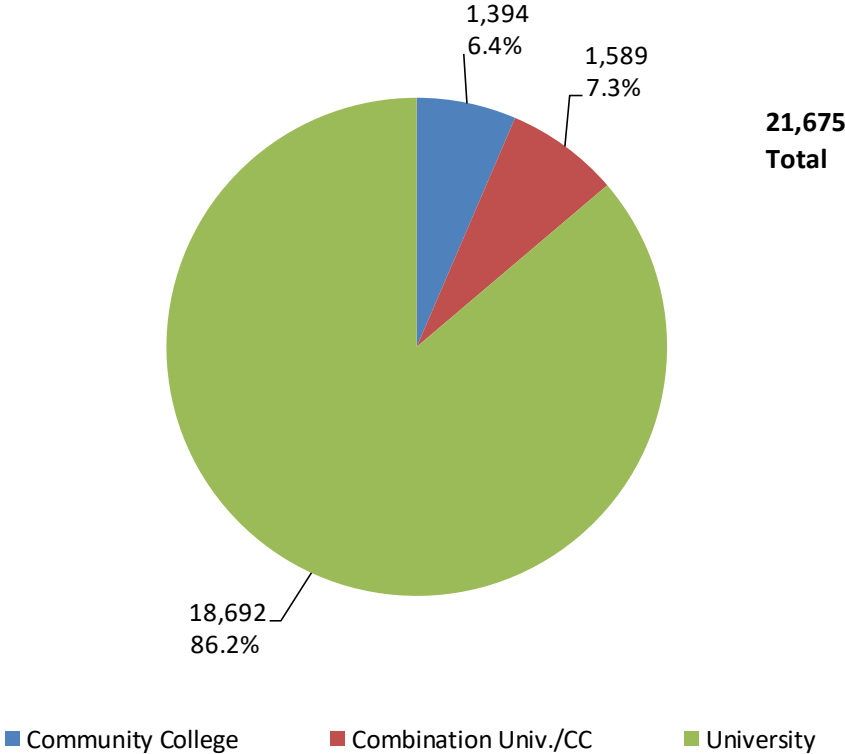


## College Illinois!® Prepaid Tuition Program Counts by Semesters Purchased Current Members as of 6/30/2022

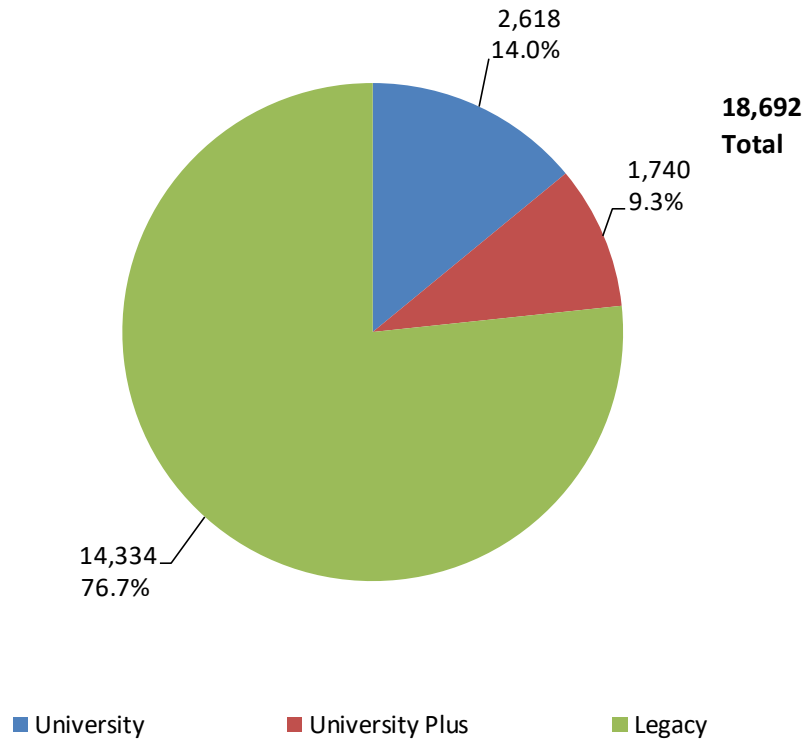
21,675 Total



**College Illinois!® Prepaid Tuition Program  
Counts by Contract Type  
Current Members as of 6/30/2022**



# College Illinois!® Prepaid Tuition Program University Counts by Type Current Members as of 6/30/2022



## **SECTION E**

---

### **ACTUARIAL VALUATION METHODS AND ASSUMPTIONS**



# Actuarial Valuation Methods and Assumptions

---

## Actuarial Valuation Methods

**Actuarial Value of Assets** – The Actuarial Value of Assets is equal to the Market Value of Assets plus the present value of expected future contract payments from current contract holders.

## Actuarial Valuation Assumptions

The rationale for the assumptions (except as indicated) may be found in the experience study report covering the period July 1, 2011 through June 30, 2014, which was issued on August 26, 2015. The assumptions were adopted for first use in the actuarial soundness valuation as of June 30, 2015.

*The actuarial assumptions used in the actuarial soundness valuation are shown in this Section.*

**Measurement Date** June 30, 2022

**Net Investment Return Rate** The following select and ultimate rate structure, net of investment expenses and compounded annually, is assumed. Includes inflation assumption of 2.50 percent. (First effective with the actuarial soundness valuation as of June 30, 2022, and prescribed to us by ISAC.)

### Net Investment Return Rate

<u>Fiscal Year</u> <u>Ending 6/30</u>	<u>Net Investment Return Rate</u>
2023	5.000%
2024	4.667%
2025	4.333%
2026	4.000%
2027	3.667%
2028	3.333%
2029+	3.000%

Considering the current asset allocation, current and future liquidity requirements and the fact that the program enrollment is on hold, we believe the current select and ultimate net investment rate of return assumption is reasonable, based on applicable Actuarial Standards of Practice.

# Actuarial Valuation Methods and Assumptions

## Weighted Average Tuition and Fees (WATF) by Contract Type Based on the Freshman Tuition Rates Adjusted for Differential Tuition (Blended)

	Contract Type			
	Choice 1	Choice 2	Choice 3	
	Community College	University	University Plus	Legacy†
2022-2023 Weighted Tuition	\$4,360	\$11,300	\$14,619	\$12,235
2022-2023 Weighted Fees	534	4,073	4,664	4,239
2022-2023 Total WATF	4,894	15,373	19,283	16,474

†Legacy contracts refer to contracts sold prior to October 2008. These contracts can be used for full tuition and fees at any public University in the State of Illinois, including UIUC.

For continuing students at public universities and students attending community colleges, fees are combined with tuition in our projections and follow their respective tuition inflation assumptions.

## Weighted Average Tuition and Fees (WATF) Increase from Prior Year

	Contract Type			
	Choice 1	Choice 2	Choice 3	
	Community College	University	University Plus	Legacy
2022-2023 Total WATF	\$4,894	\$15,373	\$19,283	\$16,474
2021-2022 Total WATF	4,798	15,531	18,686	16,376
WATF Increase	2.00%	-1.02%	3.19%	0.60%

## Bias Load

“Legacy,” Choice 1 and Choice 2 contract beneficiaries were assumed on average to attend more expensive schools than indicated by the headcount information that was used to determine the 2022-2023 WATF. The following bias loads were used to recognize this bias toward enrollment at more expensive schools. No bias load was applied to the “University Plus” beneficiaries due to the separation of UIUC.

	Contract Type			
	Choice 1	Choice 2	Choice 3	
	Community College	University	University Plus	Legacy
Bias Load	5.50%	2.50%	0.00%	4.00%

# Actuarial Valuation Methods and Assumptions

## Tuition and Fee Increase Assumption

Tuition and Fee Increase Assumption - June 30, 2022, Actuarial Valuation				
Effective Date	Community College	University	University Plus	Legacy
6/30/2022 and Beyond	4.25%	4.25%	4.25%	4.25%

(First effective with the actuarial soundness valuation as of June 30, 2022, and prescribed to us by ISAC.)

These assumptions were chosen by ISAC and consider historical Illinois public tuition and fee inflation, typically over a 20-year horizon, as well as current economic and political conditions.

## Truth in Tuition

Under Illinois' Truth-in-Tuition law, the state's 12 public colleges and universities are required to charge incoming resident freshmen a fixed tuition rate for the first four years of college. The Truth in Tuition law does not apply to community colleges.

For contract beneficiaries with a Choice 2, Choice 3 or Legacy contract, it was assumed that their tuition will not increase in their second, third and fourth year of school. If they attend school beyond four years, it was assumed that their tuition would increase to the amount charged the year after the year they first enrolled. For contract beneficiaries with a Choice 1 contract, it was assumed that tuition will increase for each year enrolled. The fee portion of the WATF is assumed to increase each year for all contract types.

The following table shows the WAT (excluding fees) for the past four years that would be used for contract beneficiaries under the Truth-in-Tuition law. (Choice 1 is shown for informational purposes only.)

	Contract Type			
	Choice 1	Choice 2	Choice 3	
	Community College	University	University Plus	Legacy
2022-2023 Weighted Tuition	\$4,360	\$11,300	\$14,619	\$12,235
2021-2022 Weighted Tuition	4,281	11,123	14,074	11,914
2020-2021 Weighted Tuition	4,075	11,151	14,106	11,950
2019-2020 Weighted Tuition	4,012	11,025	13,885	11,687
2018-2019 Weighted Tuition	3,942	10,925	13,885	11,687

## Rates of Cancellation

These rates are used to measure the probability of eligible contract beneficiaries cancelling their contracts before and after projected college entrance date. The rates apply to contract beneficiaries who have not yet matriculated. Once the contract beneficiaries are assumed to have matriculated and started using benefits, the cancellation rates do not apply.



## Actuarial Valuation Methods and Assumptions

Years from Projected College Entrance Year	Cancellation Rate	Years from Projected College Entrance Year	Cancellation Rate
-17	8.0%	-3	1.0%
-16	7.0%	-2	1.0%
-15	6.0%	-1	1.5%
-14	4.0%	0	1.5%
-13	4.0%	1	3.0%
-12	3.0%	2	3.0%
-11	3.0%	3	5.0%
-10	3.0%	4	5.0%
-9	2.0%	5	7.5%
-8	1.5%	6	7.5%
-7	1.5%	7	5.0%
-6	1.5%	8	5.0%
-5	1.5%	9	5.0%
-4	1.0%	10	100.0%

In the event of a cancellation, it was assumed that a refund will be paid equal to the amount of all contract payments made accumulated with applicable interest, less benefits paid. (Two percent annual interest is applicable to contracts purchased prior to the 2013/2014 enrollment period. No interest is applicable to contracts purchased during or after the 2013/2014 enrollment period.)

### Rates of Enrollment

These rates are used to measure the probability of eligible contract beneficiaries matriculating at and beyond their projected college entrance date. The rates apply to contract beneficiaries who have not yet matriculated.

Years from Projected College Entrance Year	Matriculation Rate
0	70%
1	35%
2	40%
3	30%
4	20%
5	15%
6	15%
7	10%
8	10%
9	10%
10	0%

# Actuarial Valuation Methods and Assumptions

## Utilization of Benefits

The following rates apply to contract beneficiaries who (1) have not yet matriculated and (2) those who have matriculated, but have used fewer than 10 credits within the past year. For those who have matriculated, the projected college entrance year is assumed to be the valuation year. Contract beneficiaries are assumed to use the benefits as described by the CIPTP Master Agreement.

Distribution of Benefit Utilization									
Number of Years Since Matriculation	Number of Semesters Purchased								
	1	2	3	4	5	6	7	8	9
1	73%	73%	49%	37%	29%	24%	21%	18%	16%
2	20%	20%	28%	35%	26%	24%	21%	18%	16%
3	7%	7%	14%	17%	19%	22%	21%	18%	16%
4			5%	6%	13%	15%	21%	18%	16%
5			5%	6%	7%	9%	8%	13%	16%
6					3%	4%	3%	6%	8%
7					2%	2%	2%	4%	6%
8							1%	2%	4%
9							1%	2%	1%

For contract beneficiaries who have matriculated and have used 10 or more credits within the past year, it is assumed that the contract beneficiaries will utilize 22 credits per year until benefits are fully depleted.

## Administrative Expenses

Administrative expenses of the Program are assumed to be paid through a combination of investment earnings and fees assessed on purchasers. Marketing expenses were excluded from the liabilities (present value of future administrative expenses) for current contract beneficiaries as it is assumed those costs should be applicable to future contracts. Administrative expenses are projected to increase by the rate of the inflation assumption of 2.50 percent for two years and then decline at the same rate the present value of benefits declines (combined with a 2.50 percent increase for inflation). (The increase for two years assumption was used in the prior valuation and reset at two years in the current valuation.) The present value of future administrative expenses was determined to be equal to approximately 2.2 percent of the total liabilities.

Effective with the actuarial soundness valuation as of June 30, 2018, total administrative expenses were assumed to be all non-marketing related due to the ongoing deferment in open enrollment. The amount of administrative expenses assumed to be non-marketing related is the basis for the present value of future administrative expenses for current contract beneficiaries.

Current and Assumed Contract Beneficiary Expenses				
Fiscal Year	Marketing	Other Administration	Total Administrative Expenses	Marketing % of Total
2022	\$0	\$2,662,400	\$2,662,400	0.00%
2023	0	2,728,960	2,728,960	0.00%
2024	0	2,797,184	2,797,184	0.00%



# Actuarial Valuation Methods and Assumptions

---

## Mortality and Disability

No assumption is made for death or disability. Valuing the rate of incidence is expected to be immaterial.

## Liability Adjustment

The liabilities for contract beneficiaries assumed to use tuition benefits were adjusted to account for the provision that benefits shall never be less than the amount paid for the contract.

## Data Adjustments

The following contract beneficiary records were excluded from the actuarial valuation:

- Records with a payment status indicating they were cancelled;
- Records with a contract usage status of depleted; and
- Records with less than one contract unit remaining (the number of contract units purchased minus the number of contract units used is less than one).

The projected college entrance year was adjusted for contract beneficiaries who are not scheduled to have completed payments for the contract by the college entrance year provided in the data.

The account balance that is eligible to be refunded is calculated by GRS based on the contract payment information provided, increased with applicable interest, less any tuition and fee benefits paid to date. Two percent annual interest is applicable to contracts purchased prior to the 2013/2014 enrollment period. No interest is applicable to contracts purchased during or after the 2013/2014 enrollment period.

## **SECTION F**

---

### **PLAN PROVISIONS**

## Plan Provisions

---

*(This is a summary only; the full terms and conditions of the College Illinois!® Prepaid Tuition Program are included in the Illinois Prepaid Tuition Act, 110 ILCS 979 (the “Act”) and ISAC Administrative Rules (23 Ill. Adm. Code 2775, et. seq.) (“ISAC Rules”).*

### **A. Type of Contract**

Three types of contracts are available for purchase: Choice 1 - Community College, Choice 2 – University and Choice 3 – University Plus. (For contracts sold prior to October 2008, there was one type of University contract, which are currently referred to as Legacy contracts.)

From the College Illinois! Prepaid Tuition Program Student Handbook:

#### *Choice 1 Community College Plan*

Provides in-district tuition and mandatory fees for each semester (15 credit hours) purchased at an Illinois Community College.

#### *Choice 2 University Plan*

Provides undergraduate in-state tuition and mandatory fee coverage for each semester (15 credit hours) purchased at any of the following eligible institutions: Chicago State University, Eastern Illinois University, Governors State University, Illinois State University, Northeastern Illinois University, Northern Illinois University, Southern Illinois University Carbondale, Southern Illinois University Edwardsville, University of Illinois Chicago, University of Illinois Springfield, Western Illinois University.

#### *Choice 3 University Plus Plan*

Provides undergraduate in-state tuition and mandatory fee coverage for each semester (15 credit hours) purchased at the University of Illinois Urbana Champaign.

### **B. Benefit**

Covered benefits include tuition and mandatory fees at an Illinois public university or community college based on the in-state or in-district undergraduate rate for a full-time student.

Mandatory fees are fees that are required upon enrollment for all students attending the particular institution.

The benefit does not include any optional fees, expenses or cost of supplies.

The benefit shall never be less than the amount paid for the contract.





## Plan Provisions

---

Benefits are available for use three years after the first payment due date. The plan must be paid in full prior to the use of any benefits. In addition, the beneficiary has up to 10 years from the projected college enrollment date to start using program benefits. Once the beneficiary starts using the prepaid benefits, they have 10 years to finish using benefits.

### **C. Contract Payments**

The Program offers a variety of payment options, including the following:

- Lump Sum;
- 5-year installment plans paid monthly or annually;
- Extended installment plans of 6 to 15 years, depending on age, paid monthly or annually; and
- Down payment options are available for monthly installment plans.

### **D. Private or Out-of-State Institutions**

For beneficiaries attending a private or out-of-state institution, the plan will pay an amount based upon the weighted average tuition and mandatory fees at Illinois public universities or community colleges depending on the type of contract purchased.

### **E. Scholarship**

If a qualified beneficiary is awarded a grant or scholarship that duplicates the benefits covered by a prepaid tuition contract, the purchaser may request a refund in semester installments.

Illinois public university or community college – the installments will be in an amount equal to the current cost of in-state or in-district registration fees at that institution, less any benefits used to pay registration fees not covered by the scholarship and any applicable fees.

Illinois Private Institution or an eligible Out-of-State Institution – the installments will be in an amount equal to the current average mean-weighted credit hour value of registration fees at Illinois public universities or Illinois community colleges, depending on the type of the purchased contract, less any benefits used to pay registration fees not covered by the scholarship and any applicable fees.

### **F. Not Attending an Institution of Higher Education (Transfer)**

Benefits can be transferred to a member of the “family” as defined in Section 529 of the Internal Revenue Code.

Purchasers can also choose to postpone the beneficiary’s use of contract benefits to a later time or receive a refund.



## Plan Provisions

---

- G. Cancellation/Refunds** Refund equal to all contract payments made accumulated with applicable interest, less benefits paid and applicable cancellation fees. (Two percent annual interest is applicable to contracts purchased prior to the 2013/2014 enrollment period. No interest is applicable to contracts purchased during or after the 2013/2014 enrollment period.)
- H. Death/Disability of Qualified Beneficiary** Refund equal to the value of the mean-weighted average cost of tuition at the colleges for the type of contract purchased will be made to the purchaser.
- I. Other Ancillary Benefits** There are no ancillary benefits.
- J. Truth in Tuition** Under Illinois' Truth-in-Tuition law, enacted with the Fall 2004 semester, the state's 12 public colleges and universities are required to charge incoming resident freshmen a fixed tuition rate for the first four years of college.
- K. Changes from Previous Valuation** None.